

Summer

ASN International School

Session 2026-27

Summer Fun Activities


Class : K.G


Name : _____






HOLIDAY TO-DOS



 **Creative Corner:** Spend time doing art and crafts. Create something unique using colors and imagination.


 **Nature Walks:** Explore nature around you.

 **Cooking Adventures:** Help your parents in the kitchen. Learn to prepare simple dishes or bake cookies together.

 **Movie Marathon:** Enjoy movie nights with your family. Watch your favorite films together and discuss them afterward.

 **Random Acts of Kindness:** Do something nice for others.

 **Book Buffet:** Dive into books. Read stories, explore new worlds, and let your imagination soar.


 **Musical Moments:** Make music together. Sing songs, play instruments, or create your own tunes.

 **Less Screen Time, More Play Time:** Explore outdoors, read, or play games instead of watching TV.


 **Family Stories:** Learn about your family's past. Ask about their history and cherished memories.

 **Market Explorations:** Visit local markets. Discover new things and flavors.

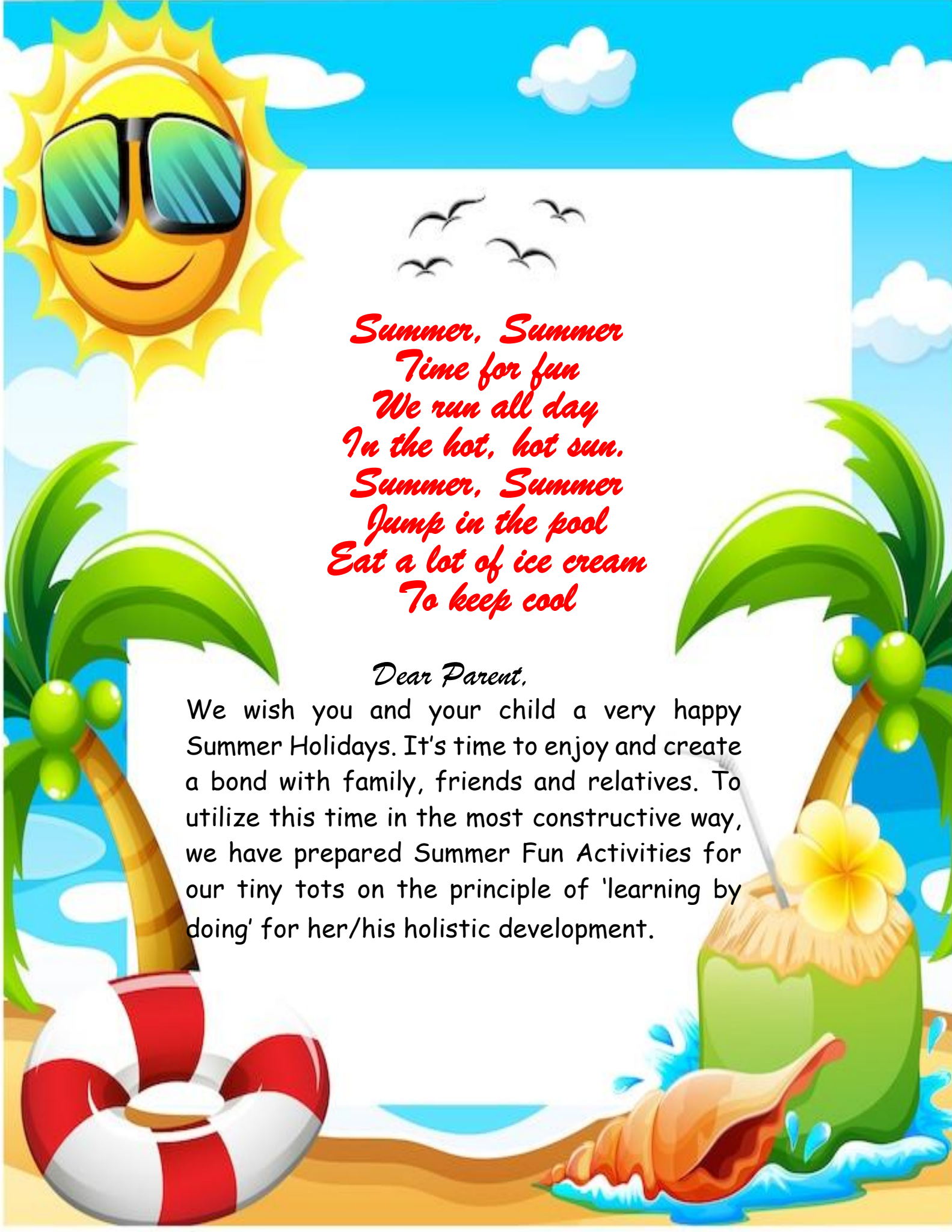
 **Family Fun:** Spend time with family daily. Bond over games, meals, or stories.

 **Helping Out:** Pitch in at home. Wash dishes to show you care.

 **Neighbourly Gestures:** Say hi to neighbours, bring smiles to their faces.

 **Accomplishing any five of these would help you to reflect on the importance of family, community and the simple acts of kindness.**





*Summer, Summer
Time for fun
We run all day
In the hot, hot sun.
Summer, Summer
Jump in the pool
Eat a lot of ice cream
To keep cool*

Dear Parent,

We wish you and your child a very happy Summer Holidays. It's time to enjoy and create a bond with family, friends and relatives. To utilize this time in the most constructive way, we have prepared Summer Fun Activities for our tiny tots on the principle of 'learning by doing' for her/his holistic development.



Dear Parent,

Finally, the much awaited Summer Holidays are here. It is a good opportunity to spend quality time with your children. Let's make these holidays fruitful by involving the tiny tots in some fun filled activities.

Learning Time:

Learn to wish Good Morning,
Good Afternoon and Good night.

Learn 5 sentences on Myself.

Learn Mother's and Father's Mobile number.

Play Outdoor Games:

Ensure that children should not spend too much time on electronic gadgets as they harm the eyes and make them lethargic. So encourage your child to go for cycling, play hide and seek & running etc. as these will make them active & social.





**GAME
TIME!**

Let's Play Games- Fitness Mantra

Sports instill discipline ,
generate sports spirit and
channelize energy
constructively . So
encourage your child play
outdoor games and indoor
games like chess, ludo,
carrom etc.



Learning Outcomes

- 1 Makes physically fit*
- 2 Helps in passing time in productive way*
- 3 Mind exercise*
- 4 Cultivates habit of turn taking*
- 5 Team spirit*
- 6 Eye and hand co-ordination*





Entertainment time

TV & Mobile Apps

***Converse in English:**

To develop the conversation skills of children in English ensure to converse small sentences in English only. Read out story books with big illustrations and after finishing the story discuss it with your child.

Emphasize more on phonic sounds and encourage Word Building words and Picture Talk.

Use Magic words like-Excuse me ,Sorry, Thank you, Please and May I.



Make a proper routine for your child which should include proper time for studies, TV, Mobile, and food etc.

Let your child watch some entertaining and educational TV shows such as **Discovery kids** , **Animal planets** etc..... so that he/she does not watch TV just to pass time. Mobile phones with both its pros and Cons have become a dire need of modern life and the children too can't remain untouched by it. Keeping this in mind as it becomes a responsibility to teach these young minds to use mobile phones in a fruitful way, but for limited time span.



Life Skill –

Make a poster on A3 Size Sheet –

“ Eat Healthy “



English



CVC FIND AND MATCH

can
fan
man
pan
ran
van

v	a	n	k	i	j
i	m	r	m	a	n
p	a	n	o	f	p
n	e	f	z	l	b
a	y	a	h	q	t
c	s	n	r	a	n



--	--	--



--	--	--



--	--	--




--	--	--



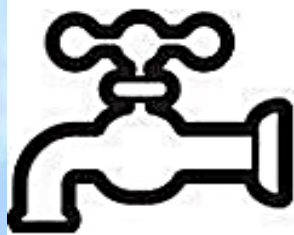
--	--	--



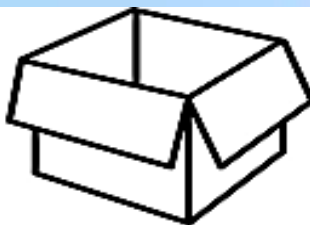
--	--	--



Ques: Fill in the box with the missing vowel



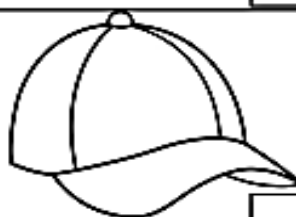
t p



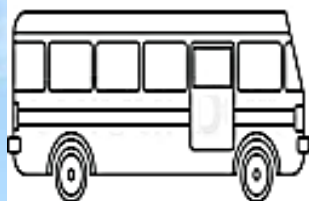
b x



b d



c p



b s



s x



h t



s n



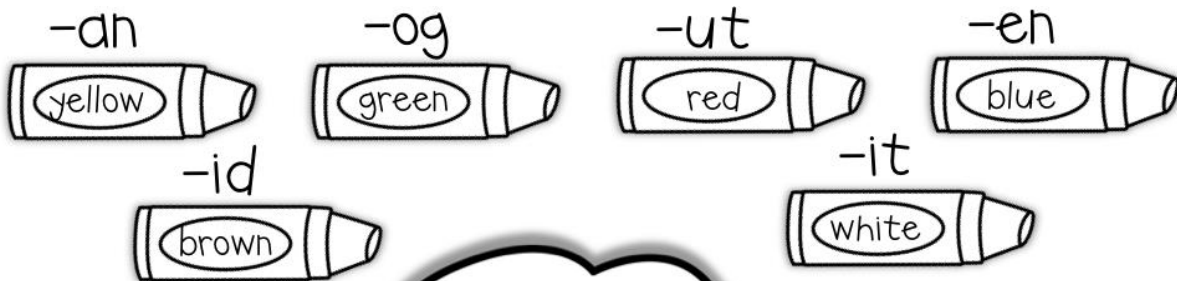
l p



p n



Ques: Read the words and colour them according to the given colour key:



Color by Sound




Color the beginning sound of each picture.



r | p | j



b | t | f



s | c | a




m | u | d



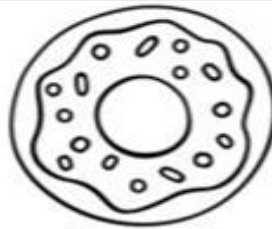
r | b | p



l | k | t




s | e | c




b | d | q




r | v | i



n | h | g



f | y | w



o | x | t



EVS

All About **MY** Summer!

This summer I made...

I loved this summer because...


Where I went...

My favorite summer treat...


My favorite summer hobby...

The worksheet includes illustrations of a sun, sunglasses, a beach ball, a flip-flop, a beach bag, and a sunblock bottle.





Earth Day Word Search



sun


d	m	t	q	s	u	n	i
r	s	r	e	a	r	t	h
e	n	e	w	j	c	p	f
c	o	n	s	e	r	v	e
y	e	a	k	b	o	j	w
c	r	e	u	s	e	c	a
l	z	r	u	b	f	g	t
e	a	t	r	e	e	v	e
c	o	n	s	u	r	p	r



reuse



tree



water



recycle





earth




Math

Count & Write





Ques: Colour by number:



Help the bee find her way !

Ques: Colour the numbers in the correct order to lead the bee home.



Hindi













स्वर को सही चित्र से मिलाओ -



अं
ऊ
आ
ए
उ
ऐ
ऌ
अ



खाली स्थान भरो



WORLD ENVIRONMENT DAY (5TH JUNE)

Every year World Environment Day is celebrated on 5 th June to spread awareness, to encourage people to take action and to protect the environment.

The best air-purifying plants include the spider plant, snake plant, devil's ivy, Chinese evergreen, peace lily, bamboo palm, dracaena, Barberton daisy, and weeping fig. Some of these houseplants are safe for cats and dogs and can grow indoors in low-light settings such as bedrooms and bathrooms.



FATHER'S DAY (16 JUNE)


"A dad is someone who holds you when you cry, scolds you when you break the rules, shines with pride when you succeed and has faith in you when you fail."

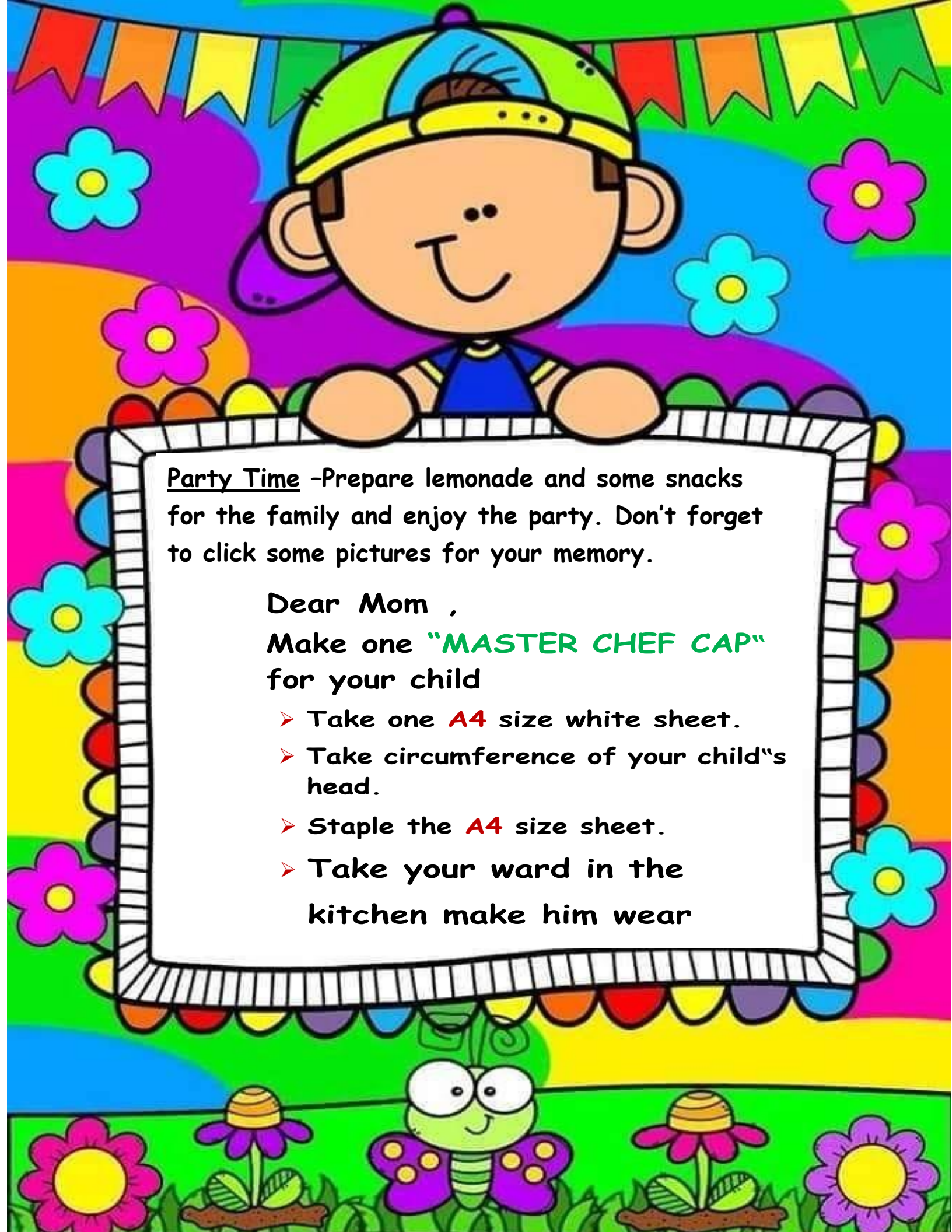
When I was born,
You were there to hold me whenever I
fell and wherever.
When I said my first words,
You were there for me,
To teach me the whole dictionary if
need be.
When I took my first step.
You were there to encourage me on.
When I had my first day at school,
You were there to give me advice and
help me with my homework.
And I know you will be always there

So I just wrote this to say

'I LOVE YOU DAD!!!'

Let your child make a card
using vegetable print/ dry
flowers etc.





Party Time -Prepare lemonade and some snacks for the family and enjoy the party. Don't forget to click some pictures for your memory.

Dear Mom ,

Make one **"MASTER CHEF CAP"** for your child

- Take one **A4** size white sheet.
- Take circumference of your child's head.
- Staple the **A4** size sheet.
- Take your ward in the kitchen make him wear



Party Menu

★ **CAKE**

★ **ROOH AFZA**

★ **ICE CREAM SUNDAE**

Your child is going to make his father feel special by arranging a special party in a special way.

Let's start with a drink, help your ward in making **ROOH AFZA**.

Steps

1. *Take one jar, pour 4 glasses of water in*
2. *Add 4 spoons of sugar, stir it well.*
3. *Add 4 spoons of **Rooh Afza** syrup, stir it well.*
4. *Pour it in glasses and keep it in the refrigerator.*

Make "Ice Cream Sundae"

Method

Take 4 beautiful bowls, add 1 scoop of Vanilla Ice Cream in them. Request your mother to chop some seasonal fruits for you. Garnish the ice Cream sundae with chopped seasonal fruits, pieces of chocolates, Cadbury Gems and Oreo biscuits. Keep it up in the freezer.

It's time to surprise your father

Physical Education

“Play more, Grow more”

Activity

Keep the balloon in the air using hands (do not let it fall)

Instructions-

- Practice these activities for at least 15-20 minutes daily.
- Encourage outdoor play whenever possible.
- Limit screen time.

For Parents-

Parents are requested to actively participate with their children in these activities. This will not only motivate the child but also strengthen your **bond and connection** with them.



Project work

ACTIVITY-1

Create masks inspired by traditional culture, focusing on bold colours and DIY creativity.



ACTIVITY-2

Collect 10 different types of local leaves, dry them, and paste them onto a chart paper to learn about local nature.



ACTIVITY-3

Collect 10 different types of local leaves, dry them, and paste them onto a chart paper to learn about local nature.



Design Your Own Tote Bag

Be your own bag designer! Add a picture to the front or a pattern all over, pick some colours and get creative!

Make a self-design Tote Bag showing the future world using different types of printings like vegetable, leaf, bottle caps, flowers, hand printing etc...(use white or light colour plain bags)



ACTIVITY-4

Create something simple, creative and useful out of old newspapers.

You can take help from the youtube links given below

*** <https://youtu.be/Qrcxf10VYmI>**

*** <https://youtu.be/2OjFYRms9dE>**

*** <https://youtu.be/-aK2vOCvgZY>**

